



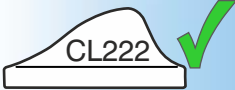
CL222 & CL254 for dinghy halyards

These suggestions are based on our tests
with a variety of halyard ropes.



4mm

5/32" Ø



CL222

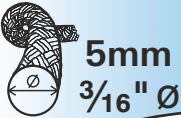
Use 1 x CL222
for low loads on
small dinghies.



CL222

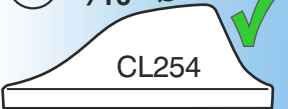
CL222

Use 2 x CL222 (one behind the other)
for high loads on racing dinghies.




5mm

3/16" Ø



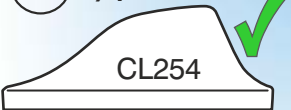
CL254

Use CL254 for
5mm halyard ropes.



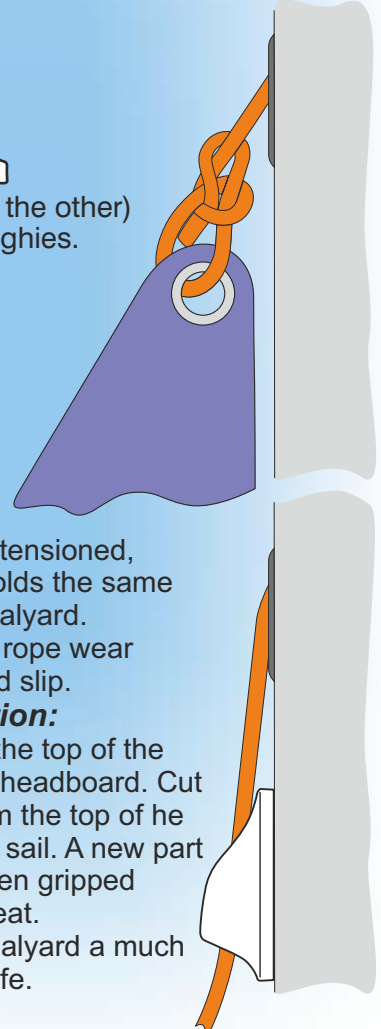
6mm

1/4" Ø



CL254

Use CL254 for
6mm halyard ropes.



When correctly tensioned,
the cleat always holds the same
part of the halyard.

This can cause rope wear
and halyard slip.

Suggestion:

Every year, untie the top of the
halyard from the sail headboard. Cut
about 5cm (2"), from the top of the
halyard. Re-fix to the sail. A new part
of the rope is then gripped
in the cleat.

This will give your halyard a much
longer life.